



5 Loading, Transport and Storage

5.1 General Instructions

Warranty Claim for Transport Damage and Improper Storage

- Modules and components that are irreparably destroyed due to improper loading, transport or storage shall not be covered by DuPont™ IntegraTec™ warranty provisions. Therefore, it is important to always follow the loading, transport and storage instructions provided in these Assembly Instructions.
- Modules that are still contained within their original, sealed packaging may be stored for 12 months from the date they are shipped from the factory. Storing the modules for longer than 12 months shall render the warranty void unless otherwise agreed by DuPont™ in writing.

<i>NOTE</i>	
	<p>CAUTION, PROPERTY DAMAGE!</p> <p>Property damage caused by mechanical impact.</p> <ul style="list-style-type: none"> • Ensure that the modules are not jarred.





<i>NOTE</i>	
	<p>CAUTION, PROPERTY DAMAGE!</p> <p>Property damage caused by impermissible exposure to weather conditions.</p> <ul style="list-style-type: none"> • Adhere to the storage and transport temperatures in a range from -20 °C to 40 °C. • Ensure that the equipment is transported and stored in an enclosed area to keep the components from getting wet and to protect them against excessive heat. • Store all parts and modules under dry, moderately ventilated conditions.





A detailed description of the packaging can be found in





- [DuPont™ IntegraTec™ PES- UF In-Out Modules for Open Platforms Packaging Description](#) (Form No. 45-D03205-en)





Condition of shipment and box type are subject to modification by DuPont™ without notice.





5.2 Warnings





 DANGER		
	<p>DANGER TO LIFE!</p> <p>Danger of crushing from falling raised loads.</p> <ul style="list-style-type: none"> • Never stand under raised loads! • Keep a sufficient distance when transporting and lifting loads! • Wear a safety helmet! • Wear safety shoes! 	 



 DANGER		
 	<p>DANGER TO LIFE!</p> <p>Danger of crushing by industrial trucks and other equipment at the construction site.</p> <ul style="list-style-type: none"> • Keep a sufficient distance when transporting and lifting loads! • Wear a safety helmet! • Wear safety shoes! 	 

 WARNING		
	<p>CONSIDERABLE DANGER OF INJURY!</p> <p>Danger of falling when using ladders, scaffolding and other climbing aids.</p> <ul style="list-style-type: none"> • Only use flawless and approved ladders, scaffoldings and other climbing aids! • Use a secured safety cage or safety harness when you are being raised by a fork lift truck! • Wear a safety helmet! • Use a safety harness if necessary! 	 

 WARNING		
	<p>CONSIDERABLE DANGER OF INJURY!</p> <p>Danger of crushing and shearing from work in the danger zone.</p> <ul style="list-style-type: none"> • Note the specified number of persons required! • Wear safety gloves! • Wear safety shoes! 	 

 WARNING		
	<p>CONSIDERABLE DANGER OF INJURY!</p> <p>Cutting and impact injuries from sharp corners and edges.</p> <ul style="list-style-type: none"> • Wear safety gloves! • Wear safety shoes! 	 

 WARNING		
	<p>CONSIDERABLE DANGER OF INJURY!</p> <p>Danger of tripping and impact from pallets, packages and assembled parts at the construction site.</p> <ul style="list-style-type: none"> • Wear a safety helmet! • Wear safety shoes! 	 

 CAUTION		
	<p>DANGER OF INJURY!</p> <p>Danger of injury due to physical strain.</p> <ul style="list-style-type: none"> • Determine the weight of the module in use! • Always note the locally applicable maximum permissible load of persons! • Note the specified number of persons required! 	

5.3 Loading

Fork-Lift Truck Requirements

- To lift and transport pallets in a longitudinal direction, only use fork-lift trucks or lift trucks with a fork length of 120 cm or more.
- The use of removable fork extensions or telescope extensions is permissible as long as a fork length of at least 120 cm is ensured when transporting the pallet in the longitudinal direction.

Stackability

The following maximum stacking heights must be observed:

Module type	Single Unit Packaging (1 UF element per cardboard box)		Multi Unit Packaging (max. 12 UF elements per plywood box)	
	Positioning	Stacking Height	Positioning	Stacking Height
PES-UF Module Open Platform	Horizontal	4	Horizontal	3x*

*The maximum height is 4m, as long as this is permitted by the loading room height.

Weight load

- On the basis of the delivery scope, check the total weight with respect to the permissible weight load of the truck.

Transport Protection

- Ensure that the equipment is transported safely by securing it properly in the truck.

Load Distribution

- When loading, fill the loading surface without gaps to prevent the transported equipment from tipping, slipping, etc.
- Low packages over which other, higher packages could tip in case of emergency braking must not be positioned at the bulkhead.

5.4 Transport

5.4.1 Transport Conditions

- During transport, adhere to a temperature range of -20 °C to 40 °C.
- Ensure that the equipment is transported and stored in an enclosed area to keep the components from getting wet and to protect them against excessive heat and direct sunlight.

5.4.2 Checking the Freight

Check on IPPC Pallets

- Check that the freight has been mounted on heat-treated IPPC pallets only.
- Freight that is not positioned on IPPC pallets must be remounted on IPPC pallets.

5.5 Storage

5.5.1 Suitability of the Location

- Adhere to the storage and transport temperatures in a range from -20 °C to 40 °C.
- Ensure that the equipment is transported and stored in an enclosed area to keep the components from getting wet and to protect them against excessive heat and direct sunlight.
- Store all parts and modules under dry, moderately ventilated conditions.

5.5.2 Stackability

→ [See section 5.3 Loading](#)

5.5.3 Checking the Available Space

Check the maximum floor load of the planned warehouse storage area.

The details on the weights can be found in the delivery papers.